

AutoForm- DieDesigner®

Software for Rapid Die Face Generation
During Process Engineering



- ▶ Easy and rapid generation of die faces, including part modifications
- ▶ Rapid evaluation of multiple, alternative process concepts
- ▶ Easy generation of parameterized geometric die face models
- ▶ Considerable reduction of development time during process engineering
- ▶ Immediate tryout simulations with automatic updating of tools (in combination with AutoForm-FormingSolver / AutoForm-Explorer)



AUTOFORM
Forming Reality

AutoForm-DieDesigner®

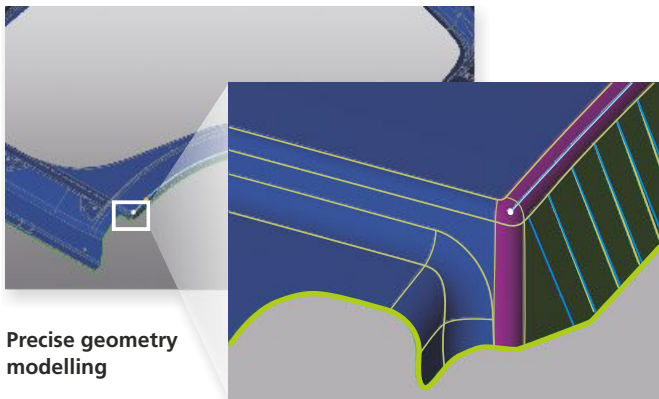
Multiple, Alternative, Rapidly Created Die Face Designs

AutoForm-DieDesigner enables feasibility and process engineers as well as tool makers to rapidly create alternative die face designs for the complete sheet metal forming process. The selected die face design is used to automatically generate the tools required for tryout simulations with AutoForm-FormingSolver. This is then followed by a results evaluation with AutoForm-Explorer.

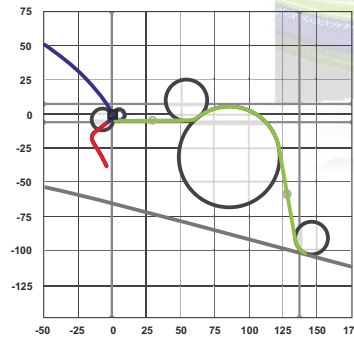
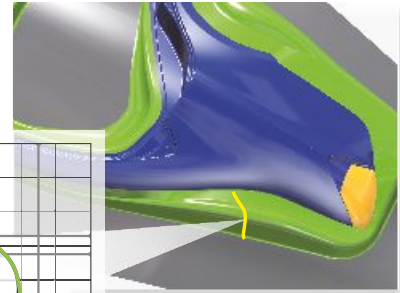
AutoForm-DieDesigner is predominantly used in the process engineering phase to rapidly generate die faces. The clear and logical structure of this software enables users to work step-by-step, from the import of CAD part geometry to the complete die face design.

With AutoForm-DieDesigner, the user gains an in-depth understanding and is able to validate the process layout as well as sheet behavior during multiple operations. These operations include not only deep drawing, but also all subsequent forming and trimming steps.

Precise geometry modelling in AutoForm-DieDesigner is achieved through morphing technology. By modifying wall angles, unfolding part areas and performing in-plane modification of part details while keeping the regions outside of the morphing untouched, the user can easily evaluate the best tooling concept and optimize the process.



Precise geometry modelling



Addendum profile templates:
The addendum is created based on specially adapted profiles. Flange areas can be developed on the addendum surface.

AutoForm-DieDesigner is based on a fully associatively linked model of the entire die layout, which allows the user to easily modify intermediate operations as well as the final part geometry. When such modifications are made, the tooling geometries of all operations and the input for tryout simulations are automatically and instantly updated. As soon as an optimal die face design is determined, surfaces can be exported and processed further through, for example, AutoForm-ProcessDesigner^{for}CATIA.

Since tooling of the entire forming process is easily and consistently defined, AutoForm-DieDesigner significantly improves tool quality and reduces development time in the early phases of process engineering.

AutoForm Engineering – Company Offices

Switzerland	Pfäffikon SZ	+41 43 444 61 61
Germany	Dortmund	+49 231 9742 320
The Netherlands	LB Capelle aan den IJssel	+31 180 668 255
France	Aix-en-Provence	+33 4 42 90 42 60
Spain	Barcelona	+34 93 320 84 22
Italy	Turin	+39 011 620 41 11
Czech Republic	Praha	+420 603 248 580
Sweden	Stockholm	+31 180 668 255
United States	Troy, MI	+1 888 428 8636
Mexico	Corregidora, Qro.	+52 442 225 1104
Brazil	São Bernardo do Campo	+55 11 4122 6777
India	Hyderabad	+91 40 4068 9999
China	Shanghai	+86 21 5386 1153
Japan	Tokyo	+81 3 6459 0881
Korea	Seoul	+82 2 2113 0770



© 2020 AutoForm Engineering GmbH, Switzerland.
"AutoForm" and other trademarks listed under www.autoform.com or trade names contained in this documentation or the Software are trademarks or registered trademarks of AutoForm Engineering GmbH. Third party trademarks, trade names, product names and logos may be the trademarks or registered trademarks of their respective owners. AutoForm Engineering GmbH owns and practices various patents and patent applications that are listed on its website www.autoform.com. Software and specifications may be subject to change without notice.

Publication DD-3-E

AUTOFORM
Forming Reality